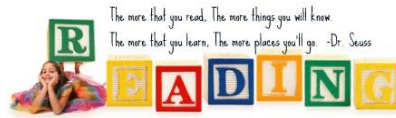




Reception Learning Log - Autumn Term

Tasks to complete regularly. 'Little and often' is the best way.



Reading should be for enjoyment and not a chore. It is our job as teachers and parents/carers to give this enjoyment of books to children. In Reception, children will take part in Literacy activities, which will teach them how to enjoy books and read them for pleasure. **Your active involvement and encouragement at home is vital from the initial stages of reading development.**



Daily short sessions of sharing a book at home with you, one-to-one, will give your child valuable experiences that help to establish a firm foundation in their early reading skills. Encourage your child to talk about their favourite part of the story, any likes or dislikes and retell it in their own words. Talk, talk, talk! Being read to at bedtime is a magical part of childhood.



Initially, your child will be sent a picture book home to read and be encouraged to make up their own story from the pictures. **Encourage them to handle the book confidently and independently. This is in preparation for the reading books that will come home with words when they are ready. When they have mastered their basic phonics skills, they will be sent home a Phonetically decodable Reading Book.** Your child will be given a reading day in class but will also be heard read throughout the week. **Please keep their Reading Book and Reading Record in their book bag every day.**

Please record your child's reading in their Reading Record. Try to read every day.



In Reception we follow Sounds~Write. From the first weeks lessons/activities they will manipulate sounds in the words that they read, but also in the words they write. Over the following weeks, we will be introducing the Initial Code sounds in the following order:

- Unit 1: a, i, m, s, t
- Unit 2: n, o, p
- Unit 3: b, c, g, h
- Unit 4: d, f, v, e
- Unit 5: k, l, r, u
- Unit 6: j, w, z
- Unit 7: x, y, ff, ll, ss

In the Spring Term we will move onto the Extended code.

Every week or so, we will begin a new unit and build the new sounds into what we have already introduced. We will post any Sounds~Write news on Dojo.

Mr Thorne does Phonics -


To hear the correct soft pronunciation of each sound.

<https://www.youtube.com/watch?v=vyiT8CP1M5A>

Daily practise of their sounds will help them to learn them and retain them faster. Making simple flashcards are an easy way to do this. Then use these to build simple words.

Mathematics:

"It's true, Maths is Everywhere"



Young children learn these skills best through practical activities and at home you too can provide your child with important mathematical experiences. Over the term we will focus on our number, measuring and solving problem skills. All children will be encouraged to confidently use mathematical language in their play.

Each week we will focus on a '**Number of the week**'. You will receive a 'Number of the Week' Newsletter.

At home you can practise these skills by singing number songs, counting everything and anything and encouraging your child to use mathematical language in their play.



https://www.youtube.com/watch?v=V_lgJgBbqWE

<https://www.youtube.com/watch?v=7D4K9oi7oBM>



Let's get Writing...

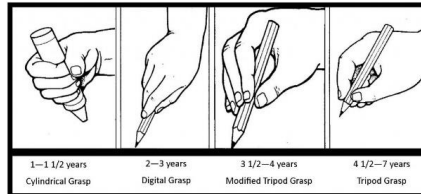
Is your child happy writing making marks & distinguishing the different marks they make?

Early mark-making is not the same as writing! Encourage your child to make marks as they draw and paint. It may take a little time for your child to build confidence to write. So, it is important that you focus on writing (scribbles and making marks). As they write confidently, they will start to make letter shapes & hear the first sounds in words.

Can they give meaning to the marks they have made? Can your child write their name?

Model your writing - Can they write a shopping list or card?

Encourage your child to develop a tripod grip



Praise them for every mark or scribble they make ☺



Come and See Activities



We are learning about:

September - Myself: Our names, how they are important, and that God knows and loves each person.

Can you learn your daily prayers? Can you learn to write your name?

October - Welcome: What it is to welcome and be welcomed. Baptism: a welcome to God's Family.

Can you learn how to make the sign of the cross?

Later in the half term we will be asking if all children could bring in a photograph of their baptism or a baptism they have been to. They could also bring in a special item from their baptism, which we will keep safe.

November - Birthday: What a birthday is; waiting for a birthday. Advent: looking forward to Christmas, the birthday of Jesus.

If it's your child's birthday or your child goes to a birthday party, chat to them about how you get ready for this celebration. Can you make a birthday card?

Super Skills

There are lots of little key skills that help your child on their Reception learning Journey.

This term we are focusing on our super skills.

- Can they put on and zip up their coat?
- Can they take off their jumper and put it on?
- Can they take their shoes on and off?
- Can they use a knife and fork and eat their dinner?
- Can they throw a ball over arm?
- Can they catch a ball? (Stand ready with your arms out)
- Can they roll a ball/sausage from playdough? Can they use a rolling pin?
- Can they paint a picture with a range of colours and details?
- Can they thread pasta on a string?
- Can they snip with scissors and being to cut out simple shapes?
- Can they recognise and write their name?



My Star Moments....



In addition, help us to celebrate your child's achievements each week

Make a few notes or pictures on Class Dojo for each task to show your teachers and your friends.



Here in Reception, it's a joy watching your child grow and develop, and we would like to celebrate all their achievements - whether they happen at School or at home with you. We love to hear from you about the things your child enjoys or achieves. It helps us to create a 'well-rounded' picture of who your child really is.

These '**Star Moments**' can tell us about anything of interest that you'd like to share with us. For example, your child's favourite activity, when they scored their first goal, learnt to climb at the park, how they helped at home, counted, painted a picture, baked a cake and many more besides!

However, please remember that your child is unique. What he/she enjoys doing or achieves for the first time is personal to them and should be recognised whenever it takes place, regardless of when their friends did something similar. Your child's development is not a race!

Please try to share one star moment per week. The children love sharing these with their classmates and take great pride in their achievements.

Don't forget to take a photo and pop it on Class Dojo. You may want to add photos or any leaflets, certificates from any clubs etc that helps further explain any of the tasks.

We share our Reception Star Moments (achievements/tasks) with an adult and their friends in the class Dojo Show daily.

Growing together in Faith, Love and Learning.