



## Nursery Learning Log - Autumn Term

Tasks to complete regularly. 'Little and often' is the best way.

# READING

Reading is an important aspect in every child's life. We want all children to enjoy reading for pleasure, choosing to pick up a book or ask for a story.

It is our job as teachers and parents/carers to give this enjoyment of books to children. In Nursery, children take part in story time, we choose books together and read a wide range of stories. Rhyming books and stories with repetition are essential for children's learning and comprehension in early reading. Your active involvement and encouragement at home is vital from the initial stages of reading development.

Short sessions of sharing a book at home with you, one-to-one, will give your child valuable experiences that help to establish a firm foundation in their early reading skills. Encourage your child to talk about their favourite part of the story, any likes or dislikes and retell it in their own words. Talk, talk, talk! Being read to at bedtime is a magical part of childhood.



# Phonics

In Nursery, the children are always actively involved in high quality Communication and Language activities. We teach Phase 1 of Phonics, which is designed to develop children's listening skills, vocabulary and lays the foundations of phonological awareness. Our rich and varied environment supports the children's language learning through Phase one both indoors and outdoors.

Phase 1 is divided into seven aspects, however at St Bernadette's we focus on aspects 1-6 so the children are prepared for Sounds Write Initial Code in Reception. In Nursery to help the children tune into sounds we focus on: 1. Environmental sounds 2. Instrumental sounds 3. Body percussion 4. Rhythm and rhyme 5. Alliteration (words that begin with the same sound) and 6. Voice sounds. All these factors support children in their reading and writing.

### Our phonics starts with listening ears!

What can you hear around you? Is a clock ticking? Is someone singing on the tv? Can you hear a car go by? What noises do instruments make? Can you make it louder/quieter? Faster/slower?

Can you use your body and voice as an instrument to tap along to your favourite Nursery Rhymes or to make sounds effects to stories? Try tapping your knees, clapping your hands or stamping your feet.

Read poems of rhyming stories, sing songs and nursery rhymes as often as you can. Can you recognise words that rhyme?

Alliteration is a lot of fun to play with. Your child's name can be a good place to start. What sound does your child's name begin with? e.g. Harry has hundreds of happy hamsters.



## Mathematics

What numbers can you spot at home? Send Miss Chivers some photos of you doing number hunts in your own environment. Can you show this number using your fingers?

We will be focussing on repeating patterns this term, completing a simple ABAB pattern. e.g. red, blue, red, blue... what do you think comes next?

Keep practising your mathematical skills by singing number songs, counting everything and anything and encouraging your child to use mathematical language in their play. Which spoon is longer/shorter? Which ball is heavier/lighter? Do your bath toys float or sink?

## Let's get Writing...

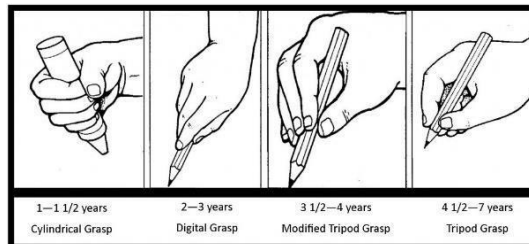
Is your child happy writing making marks & distinguishing the different marks they make?

Early mark-making is not the same as writing! Encourage your child to make marks as they draw and paint. It may take a little time for your child to build confidence to write. So, it is important that you focus on writing (scribbles and making marks).

Can you hold a pencil with a comfortable grip and follow lines? Practice colouring in pictures and going right up to the lines, making sure to fill in all of the gaps.

Have a go at writing some letters of your name to practice the movements.

Encourage your child to develop a tripod grip.



Keep practicing holding your pencil correctly.

It can be tricky and uncomfortable to start with, you will have to be patient, but it will come with practice!

You can hold a pencil, pens, paintbrushes, sticks, chalk, crayons - anything you can think of!





## Come and See



We are learning about:

**Myself** - In our first RE topic, we look at who we are, what makes us special and why God loves us. We discuss themes of family and who is important to us.

**Welcome** - We learn about being welcomed into new places. What was it like to start Nursery, how did you feel and who was there to help you? We learn about being kind friends and making everyone feel welcomed into our Nursery family. We discuss Baptism and being welcomed into God's family.

**Birthday** - What is a birthday and how do we celebrate? We will hold a class birthday party pulling together all of our ideas of what makes a good party. This will lead us up to Christmas where we will celebrate Jesus' birthday and perform our Nativity!

## Fine Motor Skills

To help with our pencil control and future writing, working on our fine motor skills is essential. Anything that uses small grip with our hands and fingers is perfect for this:

Cutting with scissors



Colouring a picture



Threading pasta onto spaghetti



Using a knife and fork

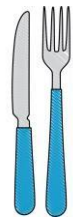
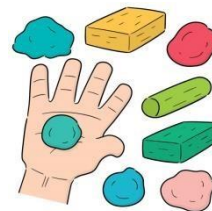
Dough Disco/ using playdoh to make sausages, squash them into pancakes, cut them up, press them with your finger

Tearing paper, scrunching it into balls

Using tweezers

Following lines on paper, a whiteboard, chalkboard, the floor!

Doing a jigsaw



## Star Moments...



In addition, help us to celebrate your child's achievements each week.

We love to see our Nursery children growing and developing, and we want to celebrate everything they can do.

Each week, we would love to see some amazing moments about what your child has achieved or enjoyed. It helps us to create a 'well-rounded' picture of who your child really is.

These 'Star Moments' can tell us about anything of interest that you'd like to share with us. For example, your child's favourite activity, when they scored their first goal, learnt to climb at the park, how they helped at home, counted, painted a picture, baked a cake and many more besides!

However, please remember that your child is unique. What he/she enjoys doing or achieves for the first time is personal to them and should be recognised whenever it takes place, regardless of when their friends did something similar. Your child's development is not a race!

Please try to share one star moment per week. The children love sharing these with their classmates and take great pride in their achievements. You can upload these to your child's portfolio on Dojo.

**Don't forget to take a photo and pop it on Class Dojo. You may want to add photos or any leaflets, certificates from any clubs etc that helps further explain any of the tasks.**

**We share our Nursery Star Moments (achievements/tasks) with an adult and their friends in the class Dojo Show daily.**

**Growing together in Faith, Love and Learning.**