



## Nursery Learning Log - Spring Term

Tasks to complete regularly. 'Little and often' is the best way.

# READING

Daily reading has a huge impact on children's learning. It helps to build imagination in their play as well as listening skills. We are focusing on answering questions about different stories we have read: Who went to the shop? What characters were there? Where was Mr Ted going? Why did Sally feel sad? What was your favourite part? These are just some examples.

Rhyming books and stories with repetition are essential for children's learning and comprehension in early reading. Your active involvement and encouragement at home is vital from the initial stages of reading development.



Talk, talk, talk! Being read to at bedtime is a magical part of childhood.

# Phonics

**We are working very hard on our phonics skills. We are amazing at identifying our environmental sounds, changing our voices to match characters, tapping along to a beat and clapping out syllables in words.**

Our big focus now is identifying initial sounds and finding lots of alliteration (words that start with the same sounds).

What does your name start with? Can you think of any other words that start with that?

When you are choosing a toy, food, or you see an animal (or anything else), try and emphasise the sound at the beginning e.g. nnnnnn-ose, e e elephant, s s skirt, d d doll, mmmmm-ummy etc

Can you collect lots of objects that start with the same sound?



## Mathematics

What numbers can you spot at home? Send Miss Chivers some photos of you doing number hunts in your own environment. Can you show this number using your fingers?

A big focus for Nursery Maths is the use of language, can you correctly use longer, taller, shorter, heavier, lighter? Think about the words more than and fewer than when comparing quantities.

What shapes can you see in your house or at the shops? Think about 3D shapes too such as cubes and spheres. Using proper language from a young age helps children to use it in the correct contexts as they go through school.

Keep practising your mathematical skills by singing number songs, showing the correct number of fingers each time, counting everything and anything and encouraging your child to use mathematical language in their play.

## Let's get Writing...

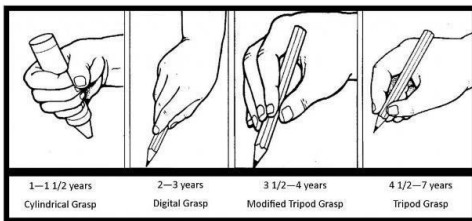
Is your child happy writing making marks & distinguishing the different marks they make?

Early mark-making is not the same as writing! Encourage your child to make marks as they draw and paint. It may take a little time for your child to build confidence to write. So, it is important that you focus on writing (scribbles and making marks).

Can you hold a pencil with a comfortable grip and follow lines? Practice colouring in pictures and going right up to the lines, making sure to fill in all of the gaps.

Have a go at writing your name to practice the movements.

Encourage your child to develop a tripod grip:



Keep practicing holding your pencil correctly.



## **Come and See**

We are learning about:



Celebrating - through this topic we will be exploring how we celebrate different occasions, and events throughout the world. Then we will explore how we celebrate at Church.

Gathering - How can we make others feel included? What do you like to do with your friends and family? We will be learning about how important it is to work as a team.

Growing - As we come into Lent, we will be learning about how we need to give to help others, how was we give our love to others? How will it make them feel? During this time of giving, we will be talking about Jesus' life and why we celebrate Easter as a time for thanking Jesus.

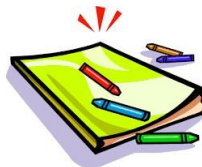
## Fine Motor Skills

To help with our pencil control and future writing, working on our fine motor skills is essential. Anything that uses small grip with our hands and fingers is perfect for this:


Cutting with scissors.



Colouring a picture.



Threading pasta onto spaghetti.



Using a knife and fork.

Dough Disco/ using playdough to make sausages, squash them into pancakes, cut them up and press it with your finger.

Tearing paper and scrunching it into balls.



Using tweezers.



Following lines on paper, a whiteboard, chalkboard etc.

Doing a jigsaw.



## Star Moments....



In addition, help us to celebrate your child's achievements each week.

We love to see our Nursery children growing and developing, and we want to celebrate everything they can do.

Each week, we would love to see some amazing moments about what your child has achieved or enjoyed. It helps us to create a 'well-rounded' picture of who your child really is.

These 'Star Moments' can tell us about anything of interest that you'd like to share with us. For example, your child's favourite activity, when they scored their first goal, learnt to climb at the park, how they helped at home, counted, painted a picture, baked a cake and many more besides!

However, please remember that your child is unique. What he/she enjoys doing or achieves for the first time is personal to them and should be recognised whenever it takes place, regardless of when their friends did something similar. Your child's development is not a race!

Please try to share one star moment per week. The children love sharing these with their classmates and take great pride in their achievements. You can upload these to your child's portfolio on Dojo.

**Don't forget to take a photo and pop it on Class Dojo. You may want to add photos or any leaflets, certificates from any clubs etc that helps further explain any of the tasks.**

**We share our Nursery Star Moments (achievements/tasks) with an adult and their friends in the class Dojo Show daily.**

**Growing together in Faith, Love and Learning.**